



Solid Wood Windows and Entrance Systems

www.norwoodwindows.com

Our selection of Windows



For over 60 years Norwood has been producing finely crafted wood windows for the discerning homebuilder. Manufactured in Eastern Canada and rigorously tested to withstand the brutal cold of northern winters, our wide selection of quality windows offers homeowners the perfect blend of form and function...with a touch of elegance only real wood can provide. Our environmentally friendly manufacturing processes and ENERGY STAR rated products also mean that the enhanced beauty of your space is not the only thing you'll have to feel good about when you choose Norwood.

All Norwood windows are built to exacting standards using the finest materials available. Choose from our extensive list of existing styles, shapes, colours and sizes, or let our custom shop build you something truly unique.



Exterior view



Interior view

The Beauty of Modern and Tradition

King Heritage Casements are the newest addition to our casement family of quality windows. Modeled after the large, elegant proportions of real historical properties, they are sure to enhance the beauty and authenticity of any restoration or recreation.

◆◆ HERITAGE PORTIONS

Here we have the perfect fit for many restorations and authentic recreations. From the frame and sash components to the casings, everything can be created in keeping with the proportions of larger historic buildings

Available on Outswing Casement, Single Hungs (shown), French Door or Front Entry.




◆◆ SCREEN OPTIONS



Choose our new roll-down screen or select from other options at page 42.

◆◆ HARDWARE OPTIONS



Available in satin nickel, polished chrome, oil rubbed bronze and polished lacquered or unlacquered brass, King Heritage hardware is custom built to complement the robust proportions of these elegant windows. Includes handles, push-out mechanism and lock sets for the roll-down screen option.

SEE PAGE 42-43 FOR MORE OPTIONS



Outswing Casements

Norwood Casement Windows are the ideal choice for many architectural styles. They offer excellent, unobstructed views and precise, roto-gear control of ventilation along with the added security of multi-point locks. For hardware and screen options see pages 42 & 43.



Inswing Casements

For a more European styling, choose a Norwood Single or Double Inswing Casement. Multi-point locking hardware is available in Bright Brass (standard as shown below) or a variety of other finishes (page 43)



Enjoy the free-swinging action of a casement window with the traditional look of a double-hung.

◆◆ HARDWARE OPTIONS

Outswing



Foldaway Handle
See page 43 for more options

Inswing



Bright Brass
See page 43 for a variety of other finishes

◆◆ SCREEN OPTIONS for Outswing Casements



Choose from Traditional, Outswing or Roll-down screens. View page 42 for more details.

SINGLE AND DOUBLE HUNG



*Operating
sashes tilt in
for cleaning*

100 Series Single Hungs

In this series, the top sash is fixed with only the lower sash venting or tilting in for ease of cleaning. It is also available in a true extended half-round format or with half-round glazing in a square upper sash.



150 Series Double Hungs

This series has all the options and benefits of our popular 100 Series but with two venting and tilting sashes for maximum venting and cleaning ease. Choose either a full screen or a half screen.



500 Series Single or Double Hungs

This series features a more robust construction with heavier sash proportions and higher residential and commercial DP ratings. All options and benefits are available. For hardware and screen options see pages 42-43.




501 Single Hungs

Made primarily for commercial use, the Single hung 501 is a robust window built for the unique demands of commercial applications. Carrying a DP35 commercial rating, it comes standard with a block n' tackle balance and a large 8/4 non-tilting sash. The Single hung 501 is also available with a 1/2" screen and comes in larger than standard sizes to suit a variety of larger than standard installations.



Weight and Chain

A piece of modern history. This popular double-hung combines period charm with modern reliability, replacing traditional ropes with more dependable brass chains for smooth, predictable action every time. Add the Roll-up screen option to complement this beautiful piece of modern history.



A true weight & chain system supports the bottom sash while the upper sash is operated by a standard block n' tackle balance. Both upper and lower sashes are available with tilt action — a unique feature exclusive to Norwood weight & chain windows.

◆◆ HARDWARE OPTIONS

Locks and Lifts for Double Hungs



Sash Locks from Phelps



Available in a large variety of colours.
SEE PAGE 43 FOR MORE DETAILS

◆◆ SCREEN OPTIONS



Full screen



Half screen



Roll-Up Screen

Choose the new Full Wood Screen, the Full Screen, the Half screen or our new Roll-Up Screen. View page 42 for more details.

Expand your horizons – and your interior space – with Norwood bow and bay windows. Each model can be custom built to suit any combination of size, colour and angle. Available in casement, single and double hung, why not give your favourite room a little something extra today?



Casement Bows

The Bow Window adds graceful, gently curving interior space and character to your home. Bow Windows can be made from any combination of fixed or operating Casement sections with either left or right opening. Choose from three-, four- and five-wide combinations.



Casement Bays

The Casement Bay is an elegant way to add space, light and interest to any room. On a south-facing wall it becomes a sun and heat collector creating a cozy nook for reading and relaxing. We can build your design in 30°, 45° or custom angle configurations.



Single and Double Hung Bays

The ever-popular bay feature window takes on a different look by flanking the Picture Window with Single or Double Hung Windows. Enjoy all the advantages inherent in any bay – an interesting little extra space, more light and a better view.



Awning Windows

Here's a window that's ideal for precise ventilation control in any weather. You can open it just a little, or all the way. When closed, the more the wind blows against it, the tighter it seals itself against the weather stripping.

With Sash
Direct Set




Picture Windows

Picture Windows can be used alone or combined with other units to form feature windows. They are available with or without sash – an important aesthetic consideration when combining them with other Norwood products.

HOPPER AND SLIDER WINDOWS



Lever Lock



Transom Catch

Hopper Windows

Get great ventilation in any kind of weather with a Norwood Hopper Window used alone or in combination with other windows. Choose from Lever Lock or Transom Catch styles of locking hardware in finishes shown.



Slider Windows

These smooth operators have one sash fixed and one operating with a secure meeting rail lock in between. Only a half screen is required.





If you can
dream it, we
can build it.

And even if you can't dream
it, chances are we can.

The skilled designers and
craftspeople of Norwood's
custom shop have been
turning dreams into reality
for over 60 years.

From exotic woods, to custom shapes, to
specialized colours and intricate designs,
Norwood's custom shop begins where our
standard product lines end, and continues
on to include the truly unique and unusual.

Take advantage of standard windows slightly modified to suit
your personal sense of style, or glean inspiration from some of
our more daring and elaborate creations. Best of all, because
we cut, mill, shape and finish all of our own wood at our own
250,000 square foot facility, your dreams can become reality
for far less than you think.



CAMBER-TOP WINDOWS


Think outside the box

What do you get when you take our best-selling Casement, Hung, Picture or Fixed windows and add some stylish curves? The answer is Norwood Camber-tops.

Camber-tops can be mixed and matched with each other in a variety of shapes and sizes, or used in conjunction with the straighter lines of our standard windows to create a heightening effect that draws the eye upward. Their curved proportions are particularly dramatic when found over an entrance. Don't box yourself in. Free yourself from the straight and narrow with Norwood Camber-tops.



◆◆ DESIGN POSSIBILITIES



ELLIPTICAL WINDOWS

The crowning glory to many fine feature windows, the Elliptical is a welcome addition to Entrances, Garden, French or Patio Doors, Casement Windows and other combinations. An elegant sunrise grille is optional. Ellipticals come in many different height profiles. Remember to consider restrictive ceiling heights when ordering.




QUARTER-ROUNDS AND HALF-ROUNDS



Useful “building blocks” in many creative feature windows,

Quarter-Rounds can be used alone or stacked conveniently with other Norwood products. Half-Rounds work well alone or in combination with many rectangular shapes. Norwood’s Awnings, Casements, Pictures, Single or Double Hungs, Garden and Patio Doors are ready to be topped off with a Half-Round.

◆◆ DESIGN POSSIBILITIES



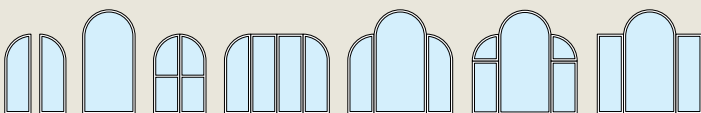
EXTENDED QUARTER-ROUNDS AND HALF-ROUNDS



The Extended Quarter-Rounds are perfect

companions to Casements, Pictures and Extended Half-Rounds. The Extended Half-Round is often seen with Extended Quarter-Rounds, Quarter-Round/Casement Combinations or simply between Casements or Pictures. Ask your dealer about making many Norwood products in Extended Quarter-Round or Extended Half-Round shapes.

◆◆ DESIGN POSSIBILITIES



OVAL AND CIRCLE WINDOWS



Now that the architects have seen how versatile we are, they have us running circles around the competition with some of the most beautiful windows we have ever produced. Look around your home or plans for a chance to make a special statement in curving wood and glass. Please note that these units are always non-operating.

OCTAGON WINDOWS



Operating



Fixed, Direct Set

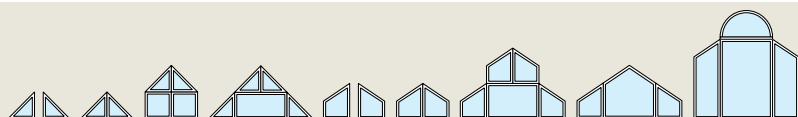
This little eight-sided wonder was one of the first decorative shapes to make a come-back and still remains popular. Choose operating or fixed.

CUSTOM SHAPES

When it comes to unique shapes, Norwood has mastered all the angles and curves. Show your dealer your ideas and we'll take it from there.



◆◆ DESIGN POSSIBILITIES





Transoms for Windows and Doors

What better way to add more light to a room? This traditional favourite is quality built by Norwood to use over many of our windows and doors.

